


English –

Continue English - Over the next four days, plan (sheet in folder on website), write and edit your own recount of the residential visit. Decide how you want to approach your learning, whether it write the opening paragraph and then edit and improve, or plan and write the whole piece then edit after.

When you are writing, make sure you include:

- High level vocabulary
- Semi-colons and colons
- Basic punctuation like capital letters and full stops
- Past tense
- ISPACE openers
- Correct spellings



Maths – L.O. To solve multi-step addition and subtraction questions

Continuing to use your addition and subtraction knowledge, solve these word problems. Use the steps to success to help you.

Steps 2 Success:

- * Highlight the key words in the question
- * Decide if you are adding or subtracting
- * Take each step one at a time

1. In January, there were 34,371 new born dragons. In February, another 61,428 dragons were born. However, in March, 42,985 dragons died. How many dragons are there?
2. The Iron Swords Company employed 62,134 men, but then the industry experienced a decline, and 3,986 men left. However, business began to pick up again, and the Iron Swords Company increased its employment of men by 761 men. How many men work at the Iron Swords Company now?
3. The great dragons of the west burnt 19,426 houses in their first week. They burnt 73,645 houses in their second week and more in their third week. In total, 155, 478 houses were burnt. How many did they burn in week 3?
4. The dragon master trained 34,417 dragons, but sadly, 1,259 of those dragons died. The dragon master needs 50,000 dragons. How many more dragons does he need?
5. Merlin trained 82,016 dragons, Miss Peters trained 399 dragons and Mrs Durose trained 31,427 dragons. What is the difference in the amount of dragons trained by Miss Peters and Mrs.Durose?

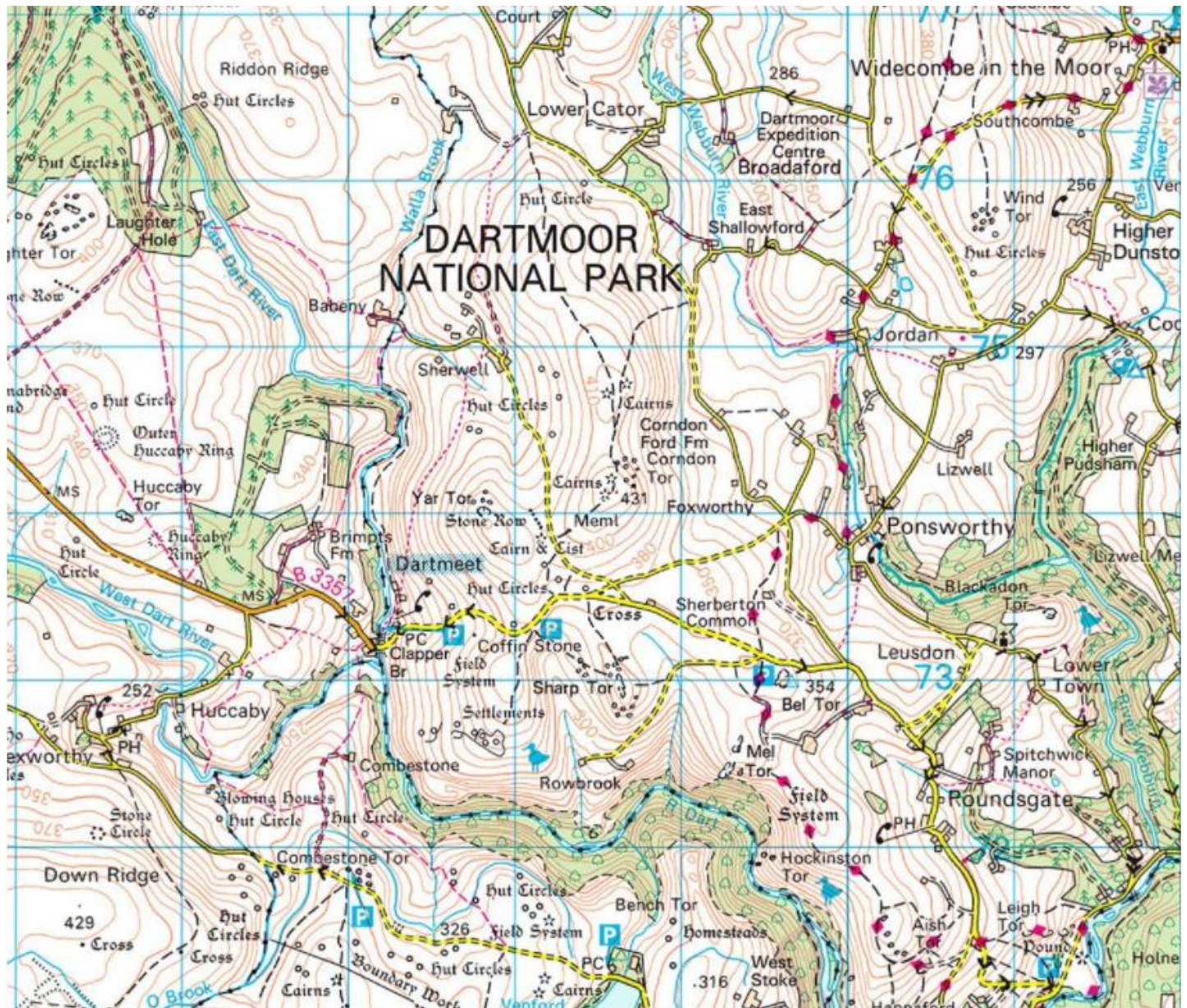
Reading – Complete the lesson from the following link

<https://classroom.thenational.academy/lessons/to-read-and-answer-questions-on-a-text-part-1-6mvkjid>

Geography – L.O. to understand symbols that are used on maps

If you have a map at home, have a look at it and see if you can find any symbols. Use the key to see what those symbols mean.

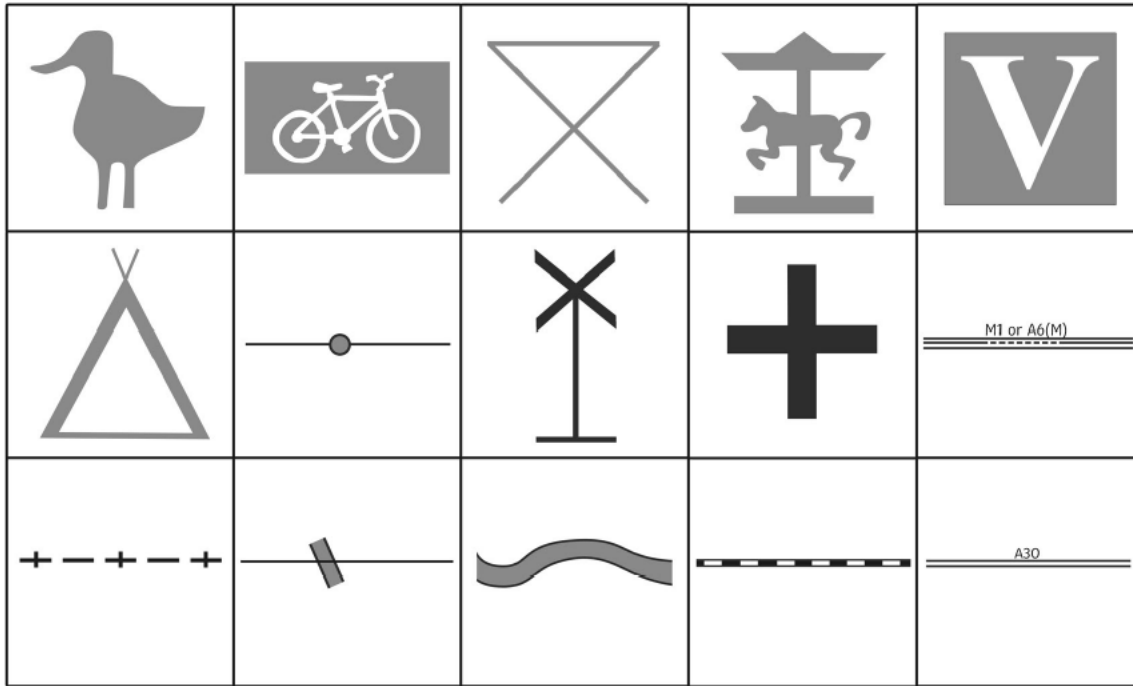
If not, see what symbols you can see on the map section below:



Activity: Complete the symbol match up below. You may be able to see these symbols on the map section above.

Map Symbol Match Up

Cut out the map symbols below and stick into correct boxes (next page).



Map Symbol Match Up

nature reserve	river	national boundary line	theme/pleasure park	visitor's centre
camp site	station	place of worship	main road	level crossing
cycle trail	motorway	wind turbine	multiple track railway line	picnic site