

Varied Fluency

Step 7: Recognise and Describe 2D Shapes

National Curriculum Objectives:

Mathematics Year 3: (3G3a) [Draw 2-D shapes](#)

Mathematics Year 3: (3G4a) [Recognise angles as a property of shape or a description of a turn](#)

Mathematics Year 3: (3G4b) [Identify right angles, recognise that two right angles make a half-turn, three make three quarters of a turn and four a complete turn; identify whether angles are greater than or less than a right angle](#)

Mathematics Year 3: (3G2) [Identify horizontal and vertical lines and pairs of perpendicular and parallel lines](#)

Differentiation:

Developing Questions to support recognising common 2D shapes and basic polygons, and describing 2D shapes using the number and length of sides and lines of symmetry.



Expected Questions to support recognising common 2D shapes, quadrilaterals and regular polygons using the number and length of sides, lines of symmetry, types of angles and types of lines.

Greater Depth Questions to support recognising regular and irregular polygons and quadrilaterals, including within compound shapes, using the number and length of sides, lines of symmetry, types of angles and types of lines.

More [Year 3 Properties of Shapes](#) resources.

Did you like this resource? Don't forget to [review](#) it on our website.


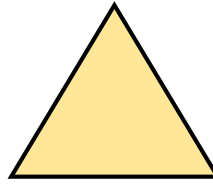
1a. Label the shapes.





VF

1b. Label the shapes.





VF

2a. Draw the shapes below in your book.
Use a ruler.

- Triangle
- Rectangle



VF

2b. Draw the shapes below in your book.
Use a ruler.

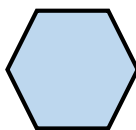
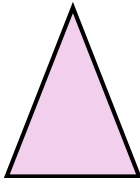

- Square
- A shape with fewer than 5 sides



VF

3a. Circle one shape which matches the description below.


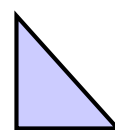
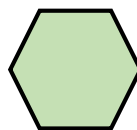
- Fewer than 5 sides
- 1 line of symmetry



VF

3b. Circle one shape which matches the description below.

- No straight sides
- More than 1 line of symmetry



VF

4a. I have 4 equal sides.

I have 4 lines of symmetry.

I am a _____.

Now draw me in your book.



VF

4b. I have 2 pairs of equal sides.

I have 2 lines of symmetry.

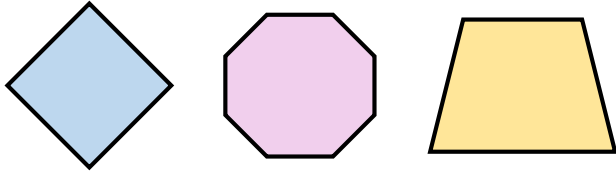
I am a _____.

Now draw me in your book.



VF

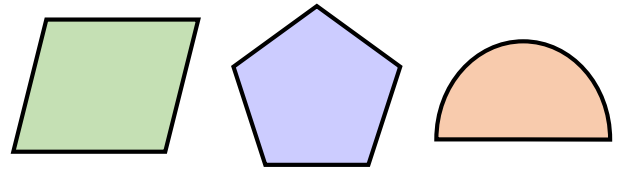
5a. Label the shapes.





VF

5b. Label the shapes.





VF

6a. Draw the shapes below in your book.
Use a ruler.

- A quadrilateral with no right angles.
- A rectangle where the length is double the width.



VF

6b. Draw the shapes below in your book.
Use a ruler.

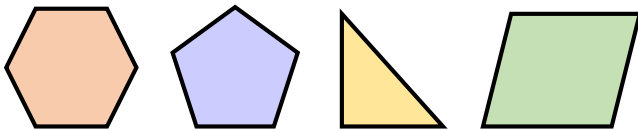
- A quadrilateral with 1 line of symmetry.
- A triangle with 2 acute angles.



VF

7a. Circle one shape which matches the description below.

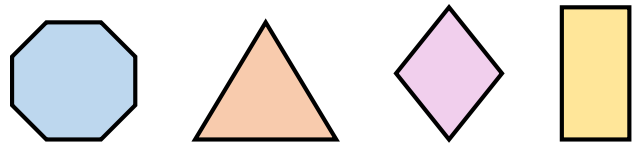
- More than 4 sides
- 5 lines of symmetry
- All obtuse angles



VF

7b. Circle one shape which matches the description below.

- More than 3 sides
- 2 lines of symmetry
- 2 acute and 2 obtuse angles



VF

8a. I have no parallel lines.

I have fewer than 4 sides.

I have 1 line of symmetry.

I am an _____.

Now draw me in your book.



VF

8b. I have 1 set of perpendicular lines.

I have fewer than 4 sides.

I have 2 acute angles.

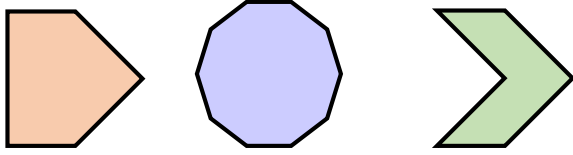
I am a _____.

Now draw me in your book.

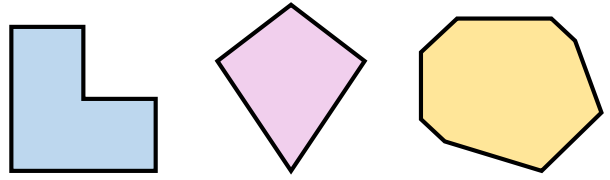


VF

9a. Label the shapes.



9b. Label the shapes.



VF



VF

10a. Draw the shapes below in your book. Use a ruler.

- An irregular hexagon with 3 vertical lines.
- A quadrilateral with only 1 pair of parallel lines and 2 right angles.



VF

10b. Draw the shapes below in your book. Use a ruler.

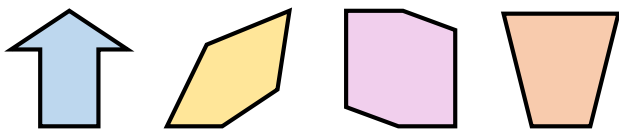
- A pentagon where all the sides are different lengths.
- A triangle with 1 horizontal line and 1 obtuse angle.



VF

11a. Circle one shape which matches the description below.

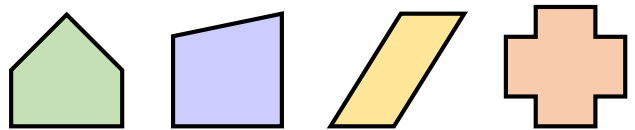
- 1 pair of parallel lines
- 2 right angles
- 1 line of symmetry



VF

11b. Circle one shape which matches the description below.

- 0 lines of symmetry
- 2 sets of perpendicular lines
- 1 acute and 1 obtuse angle



VF

12a. I have:

- 0 perpendicular or parallel lines
- 0 lines of symmetry
- more sides than a scalene triangle but fewer sides than a pentagon
- 2 acute and 2 obtuse angles

I am an _____.

Now draw me in your book.



VF

12b. I have:

- 0 perpendicular or parallel lines
- 2 acute angles
- 1 horizontal line but 0 vertical lines
- more sides than a pentagon but fewer than an octagon

I am an _____.

Now draw me in your book.



VF

Varied Fluency

Recognise and Describe 2D Shapes

Developing

- 1a. Circle, square
- 2a. Triangle, rectangle
- 3a. Triangle
- 4a. Square

Expected

- 5a. Square/quadrilateral, octagon, trapezium
- 6a. Various possible answers, for example:
1 – parallelogram, 2. rectangle with length of 6cm and width of 3cm
- 7a. Pentagon
- 8a. Isosceles triangle

Greater Depth

- 9a. Irregular pentagon, decagon, irregular hexagon
- 10a. Various possible answers: shapes must match the descriptions given.
- 11a. Arrow/ irregular heptagon
- 12a. Irregular quadrilateral

Varied Fluency

Recognise and Describe 2D Shapes

Developing

- 1b. Triangle, rectangle
- 2b. Square, Various possible answers, for example: triangle
- 3b. Circle
- 4b. Rectangle

Expected

- 5b. Parallelogram, pentagon, semi-circle
- 6b. Various possible answers, for example:
1. kite, 2. right-angle triangle
- 7b. Rhombus
- 8b. Right-angle triangle

Greater Depth

- 9b. Irregular hexagon, kite, irregular octagon
- 10b. Various possible answers: shapes must match the descriptions given.
- 11b. Shape 2 – irregular quadrilateral
- 12b. Irregular hexagon or heptagon