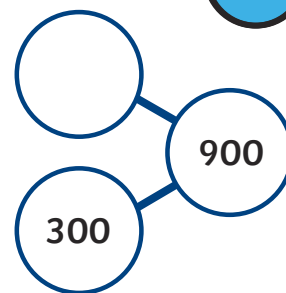
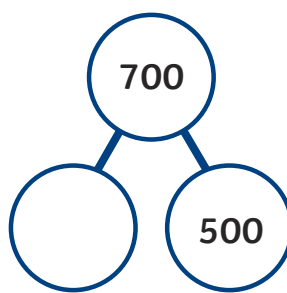
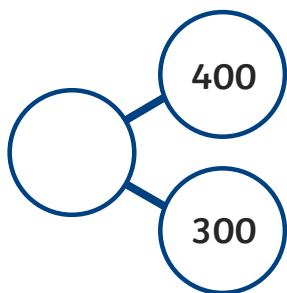
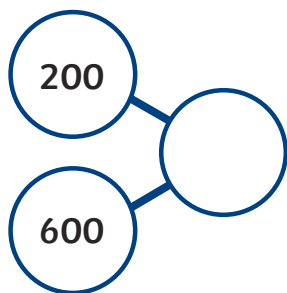
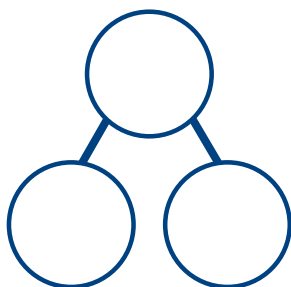




1) Complete the part-whole models.



2) Choose two of the part-whole models and write the calculations each one represents.

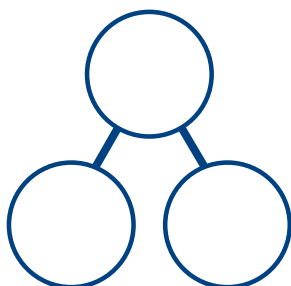


---

---

---

---



---

---

---

---



1) Which representation is the odd one out? Explain your thinking.

		<table border="1" style="margin: auto; border-collapse: collapse;"> <tr> <td colspan="2" style="text-align: center;">800</td> </tr> <tr> <td style="text-align: center;">600</td> <td style="text-align: center;">200</td> </tr> </table>	800		600	200
800						
600	200					

---



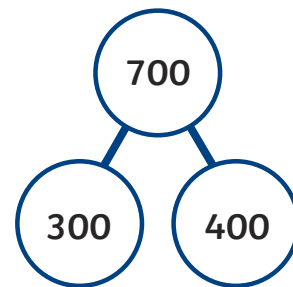
---



---

2) Ffion has written number sentences linked to this part-whole model. David thinks that she has made some mistakes. Do you agree? Explain your answer.

$700 = 400 + 300$	$300 - 700 = 400$
$300 + 400 = 700$	$400 = 700 - 300$




---

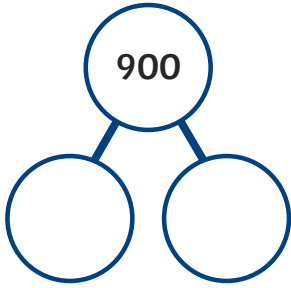


---



---

1) How many different ways can you find to complete this part-whole model using only multiples of 100?



2) Ffion and David are drawing bar models to show addition and subtraction calculations using multiples of 100. David says, "Let's use 500 as one number in the bar model."

How many different ways can you find to complete the bar model using 500 as one of the numbers?


---

---

---

---

---

---