


Making Rocks

Help Anita to answer the question...



How can we make an igneous rock?




Put three or four squares of chocolate into a sandwich bag and seal it up.



Place the sandwich bag in a hot water bath (your teacher will help you with this!)

Leave the bag in the water until the chocolate has melted, then remove the bag and leave its contents to cool for five minutes.




Take your igneous chocolate rock out of the bag and inspect it!



Making Rocks


Help Anita to answer the question...



How can we make a sedimentary rock?



Grate milk chocolate and white chocolate into separate piles.



Sprinkle a handful of each type of chocolate in a sandwich bag creating layers.

Seal the sandwich bag and press the layers together until they solidify.




Take your sedimentary chocolate rock out of the bag and inspect it!



Making Rocks

Help Anita to answer the question...



How can we make a metamorphic rock?



Place small chunks of your sedimentary and igneous chocolate rocks in a sandwich bag.



Using your hands to apply heat and pressure, shape the rocks into a ball.



Take your metamorphic chocolate rock out of the bag and inspect it!

