



Easter Themed Basket Craft

Instructions:


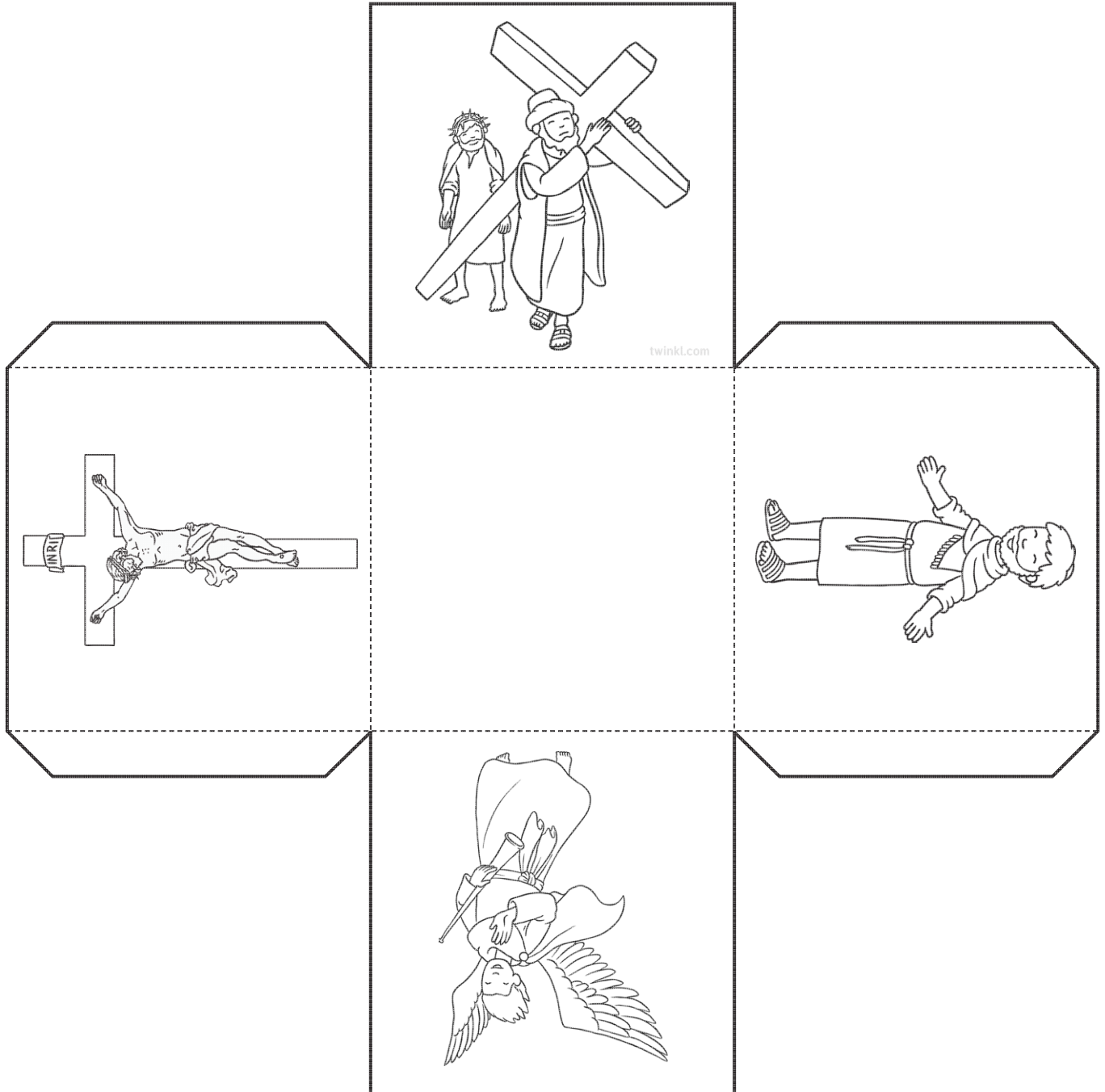
1. Colour in the basket and the handle.
2. Cut out and fold on the dotted lines.
3. Glue the sides together and staple on the handle.
4. Fill your box with Easter goodies.



Easter Themed Basket Craft

Instructions:

1. Colour in the basket and the handle.
2. Cut out and fold on the dotted lines.
3. Glue the sides together and staple on the handle.
4. Fill your box with Easter goodies.



Easter Themed Basket Craft

Instructions:

1. Colour in the basket and the handle.
2. Cut out and fold on the dotted lines.
3. Glue the sides together and staple on the handle.
4. Fill your box with Easter goodies.

