


Fidget Spinners

Fidget spinners are toys that can spin for a long time.

They can be made from different materials, like metal and plastic.



How to Spin a Fidget Spinner in Your Hand

1. Hold the middle of the spinner between your first finger and thumb.
2. Flick one of the branches with your middle finger.

Why Do People Like Them?

Fidget spinners can help some children to:


- get on with their work;
- listen better;
- feel calmer.



Fidget Spinners

Fidget spinners are toys that can spin for a long time. They come in different shapes, sizes and colours.

They can be made from different materials, like metal and plastic.



How to Spin a Fidget Spinner in Your Hand

1. Hold the middle of the spinner between your first finger and thumb.
2. Flick one of the branches with your middle finger.

Why Do People Like Them?

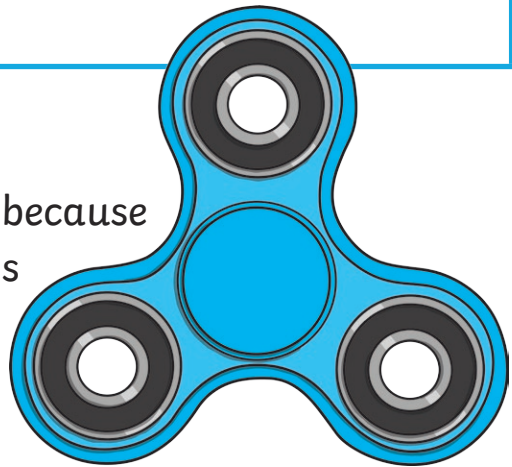
Fidget spinners can help some children to listen and work better at school. They can also help some people to calm down if they are upset or angry.

How to Spin a Fidget Spinner on a Table

1. Hold the middle of the spinner with your finger.
2. Use your other hand to flick one of the branches and then let go.

Fidget Spinners in School


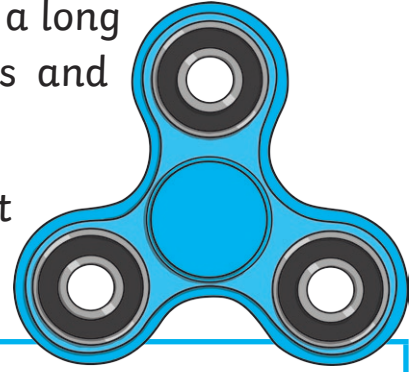
Many schools have banned them because some teachers think that these toys are stopping children from getting on with their work.



Fidget Spinners

Fidget spinners are toys which can spin for a long time. They come in different shapes, sizes and colours.

The spinners can be made from different materials, such as metal and plastic.



How to Spin a Fidget Spinner in Your Hand

1. First, hold the middle of the spinner between your first finger and thumb.
2. Then, flick one of the branches with your middle finger and watch it spin.

Who Invented It?

Fidget spinners were first made in the early 1990s by Catherine Hettinger. Catherine liked to invent new toys for her daughter. They worked together to create the fidget spinner.

Why Do People Like Them?

These toys are very popular, as a spinner can help some children to concentrate or calm down. Even some musicians use them to exercise their fingers before a show!



How to Spin a Fidget Spinner on a Table

1. Start by holding the middle of the spinner with your finger.
2. Next, use your other hand to flick one of the branches and then let go.

The length of the spin depends on the type of spinner you have.

Fidget Spinners in School

Some schools have banned them because they say that these toys are taking children's minds away from what they should be doing. This worries some parents, who think that the spinners are really helping their children to get on with their work.

