

LO: to describe volume in cubic units

<https://classroom.thenational.academy/lessons/volume-to-describe-volume-in-cubic-units/>

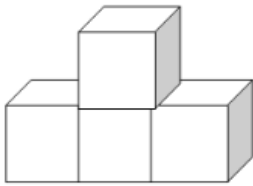
You do not need to print these pages. Answers can either be recorded in your work book or on a piece of paper. The following questions are also included in the web link.

To describe volume in cubic units.

Look carefully at each image and count all the cubes. Some cubes you may not be able to see! It may help you to build the image with Lego blocks or other building blocks you have at home.

Can you work out how many cubes are in this image?

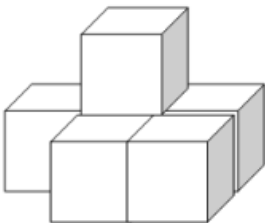
1 point



- 2
- 4
- 6

Can you work out how many cubes are in this image?

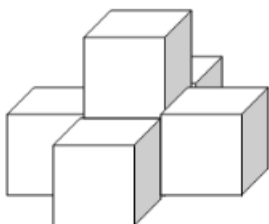
1 point



- 4
- 5
- 6

Can you work out how many cubes are in this image?

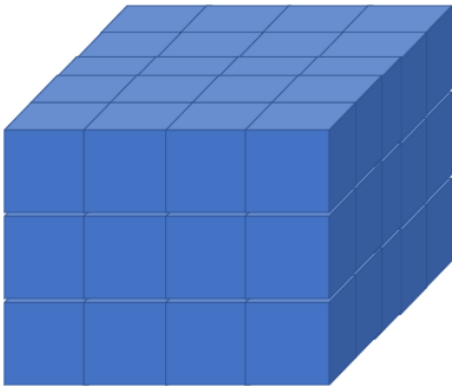
1 point



- 5
- 6
- 7

Find the volume of each of the shapes

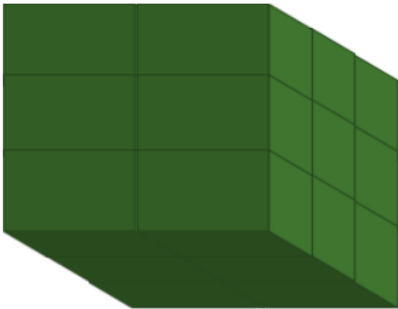
Task 1



NOT TO SCALE

Find the volume of each of the shapes


Task 1



NOT TO SCALE

Find the volume of each of the shapes

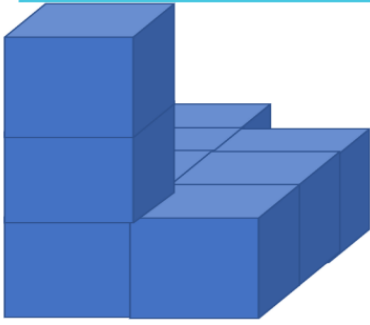
Task 1



NOT TO SCALE

Find the volume of each of the shapes

Task 2



5

NOT TO SCALE

Find the volume of each of the shapes

Task 2

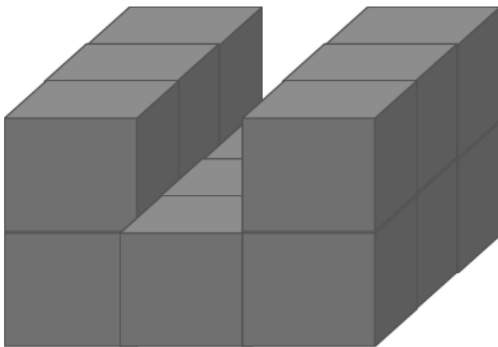


6

NOT TO SCALE

Find the volume of each of the shapes

Task 2



7

NOT TO SCALE

Additional daily challenge in the Year 5 folder