

Thursday 4th June 2020 - Day 3






Letters
During Lockdown
Project

Today, we will be writing a letter to our teacher.
It would be great if you could email it to them at the end of this week!

LO: I can write an informal letter

Task

1. Find the plan you created yesterday. You will need this in front of you.
2. This is a letter about your lockdown experience so there is no 'right response'. Be honest and have fun sharing your thoughts. Follow the structure of your plan and try to include the following **key features**.

<p>Contractions</p> <p>Practise squashing two words together to make your writing sound chatty. Remember to use an apostrophe to indicate the missing letter or letters.</p> <p>I am = I'm</p> <p>I have = I've</p> <p>I have not = I haven't</p> <p>I would = I'd</p>	<p>Adjectives</p> <p>Rather than using basic words like 'happy' and 'sad', include a wider range of adjectives to describe your feelings. Use a thesaurus if you can!</p>  <p>happy = glad, content, cheerful, motivated, thrilled</p> <p>sad = miserable, lonely, tearful, worried, weary</p>	<p>Adverbials</p> <p>Information about time, place and manner can be positioned anywhere in a sentence. If you put it at the start of a sentence, it becomes a fronted adverbial and you need a comma.</p> <p>At 9 o'clock,</p> <p>Near my house,</p> <p>With delight,</p> 
<p>Brackets</p>  <p>Add extra information about a place, person or event in brackets.</p>	<p>Exclamations</p>  <p>This is a short remark showing excitement or surprise. It needs an exclamation mark.</p>	<p>Questions</p>  <p>Include a question for your teacher and punctuate it correctly.</p>

Remember to read your sentences aloud regularly to check each main clause is punctuated accurately.

Challenge Take inspiration from the [examples](#) and illustrate/decorate your letter.