


# How to Make a Star of David


The Star of David is an important symbol in Judaism, particularly around Hanukkah. Follow the simple steps below to make your own Star of David. You could make many Star of Davids, which can be stuck together to make a paper chain.

## You will need...

- white paper
- scissors
- a glue stick

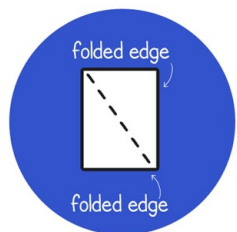
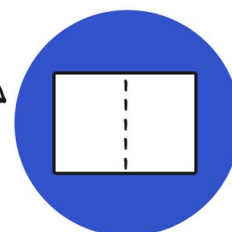


## What to do...



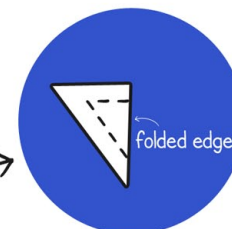
1. Take a sheet of plain white paper and fold it in half.

2. Fold the sheet of paper in half again.




3. Cut diagonally across the paper so that you have two triangles.

4. Cut a smaller triangle within each of the triangles you have just made.



5. Unfold your triangles and slide together to make a star with six points.



6. Add a bit of glue to the triangles where they touch to hold them together.

