

Qu'est-ce que c'est?

Bonjour Year 4!

We have been working hard to ask and answer questions about ourselves and animals. Have a go at this activity using the animals you know and the colours.





















Use the animals in the table and the colours to draw a fantasy zoo.

You can choose which colour to make the animals and how many of each animal to include in your picture.

Label the animals with what animal it is and what colour it is, for example 'un mouton rose'- 'a pink sheep'

Your animals may be more than one colour so don't forget to use a comma and the word 'et' when you need to use 'and' - '**C'est un mouton rose, bleu et noir.**'

Underneath the picture record how many of each animal are in the picture, for example '**Ce sont des cinq lions**'= '**There are 5 lions**'

 <p>un mouton</p>	 <p>un chat</p>	 <p>un éléphant</p>	 <p>un perroquet</p>	 <p>un papillon</p>
 <p>un singe</p>	 <p>un caméléon</p>	 <p>un lion</p>	 <p>un cochon</p>	 <p>un furet</p>
 <p>rouge</p>	 <p>bleu</p>	 <p>vert</p>	 <p>violet</p>	 <p>noir blanc</p>
 <p>jaune</p>	 <p>orange</p>	 <p>rose</p>	 <p>gris</p>	 <p>brun</p>

Now practice answering the question 'Qu'est-ce que c'est?/ What is it?' and say what the animal is and what colours it is with someone else or a teddy. You will be the expert so show them your best French !

- Ask the question- Qu'est-ce que c'est? pointing to one of the animals
- Practice saying ' C'est un with the animal and the colour
- You can then let your grown up have a go or pretend you get it wrong and then say 'Non, ce n'est pas un' and tell them what it really is 'C'est un....'

For example:



"Qu'est-ce que c'est?"



"C'est un lion orange et noir"



"Non, ce n'est pas un lion. C'est un perroquet rouge, bleu et jaune."

Take it in turns!

Here is a link to a French song you can practice joining in with:

<https://www.bbc.co.uk/teach/school-radio/french-ks2-radio-labo-1-animaux-et-les-couleurs/zhvjgwx>

Toutes les couleurs du monde- see if you can join in with this song practising these colour words

We are looking forward to seeing your pictures and hearing your amazing French,
from the year 4 teaching team x

