

Year 1/2 News

13/10/23



This week...

Another busy week full of fun packed learning!
We have been:

- Using sketching techniques to draw real objects in art.
- Thinking about eating healthily and classifying food into groups that we should eat often, have sometimes and others that we should eat a little.
- Learning about the importance of the '5 pillars' for Muslims in R.E.
- In maths we have started to explore addition and using the part-part- whole model and finding number bonds systematically.
- For our history we enjoyed a lovely sunny walk around Brixington thinking about changes from past to present.

Brilliant work!

Mrs Gerry, Miss Rowe & Mr Eustace

Words of the week

Each week we focus on new / different vocabulary – these are our 'Words of the week'. These words are chosen in order to support children developing a wider vocabulary and to encourage adventurous word choice when writing. Next week, year 1/2 will be focusing on the following words:

contrast observation cooperate digital

Perhaps your child will use some of these in conversations at home!

HOME LEARNING

Reading

- Reading books will be changed every **Mon & Thurs**, but we read with different groups throughout the week so please ensure book bags, reading records and books are in school every day!
- Phonically decodable **books / sheets** that are coming home are to identify and practise the particular sound and different spellings which have previously been taught in our phonics lessons. If your child is finding the text a little trickier / easier then adapt to either read a few sentences and repeat or try some comprehension style questions if they are more fluent with the book.
- Please record home reading in the reading record.

PHONICS FOCUS:

Year 1: o/oe / oa / ow

Year 2 : e / ee / ea / ey / y / ie / i

Please complete the attached phonics sheets to recognise and read these sounds and their different spellings in words.













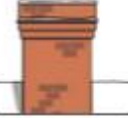



























Lots of the children are reversing numerals so please can you encourage them to practise these at home!

Reminders / messages

Remember to get your disco tickets for Friday 23rd October!

Don't forget Friday 24th October is a **NON-PUPIL DAY** so the children will not be in school.

Alternative Spellings for ee

ee		ea		ey		e-e		y	
									
									
									
									
									
									
									
									

YEAR 1

Colour by Phonics

Phase 5 Real and Nonsense Words for oe

There are many different words spelt with 'oe'.

Can you spot which words are real and which are nonsense below?

Fill in your key with a different colour for real words and nonsense words then colour in the correct boxes below.

Key:

Real words:

Nonsense words:



coes	doe	stroe	toe
woe	peroes	hoe	tomatoes
ploes	heroes	koe	cloe
dominoes	bargoes	neroes	goes
pominoes	dotatoes	foe	potatoes