

Year 1/2 News

03/05/24



This week we have ...

- Learnt what 'de-bugging' means in computing and explored using the bee-bots
- Explored fixed and free axles in DT
- Continued learning about China, spotting both human and physical features!
- Been practising jumping, running and throwing in preparation for sports day during our PE lessons
- Found our whole class reading 'The Dragon with the Blazing Bottom' extremely funny this week and learnt lots of new vocabulary!

Another busy but brilliant week of learning!
Miss Brown, Mrs Gerry, & Mrs Hayman -Curtis

Word of the Day

Each day in class, we focus on one 'Word of the Day'. These words are chosen in order to support children developing a wider vocabulary, help them access a text being used in reading lessons and encourage adventurous word choice when writing.

Next week, year 1/2 will be focusing on the following words:

hubcap scrapheap damage crane blissful billiards mast faithful

Perhaps your child will use some of these in conversations at home!

HOME LEARNING

Reading - Our school approach to reading in KS1 is that the children receive 30 minutes of daily direct phonics teaching. In addition to this a whole class taught reading session focusing on reading skills (retrieval, summarising, inferencing, predicting and decoding). Please remember how valuable your support with reading is at home as it helps your child develop the fluency practise that is needed. Together this approach will rocket their reading!

Maths: Year 1 – We have been practicing counting in 2s, 5s and 10s. Ready use this knowledge to help us solve problems next week!

Year 2 – We have continued our work on addition and subtraction but this week the children have been subtracting a 2-digit number from a 2-digit number crossing 10. They have done this by going to the 'shop' to exchange a tens stick for 10 ones which has then enabled them to subtract. Have a go at the questions on the page attached -

e.g. $43 - 28 = 15$

$8 = 5$

$30 - 20 = 10$

1. Draw the first number in tens and ones
2. Look at the ones in the second number. Have you got enough in your picture to subtract? -no - so you need to exchange 1 of the tens for ten ones (cross out a ten and draw ten ones). Now you can subtract the ones.
3. Next look at the tens you need to subtract. Take these away from the tens you have left .
4. Combine the tens and ones that are left to find your answer

PHONICS FOCUS:

Year 1: oi (soil), oy (enjoy)

Year 2 : We are now starting to focus on key spelling patterns and rules in our phonics sessions. This week we have been looking being able to spell words ending in /le/.

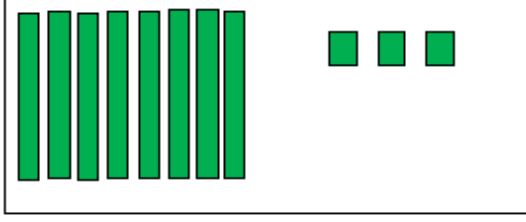
e.g. **table, little, middle, uncle, ankle, eagle, bubble**

Reminders / messages

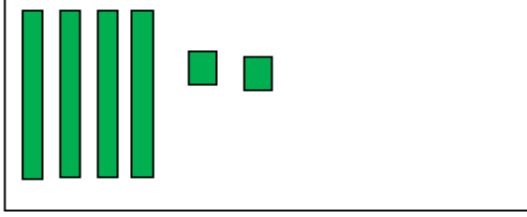
- Bank holiday Monday!!! Let's hope the sun shines!
- 16th May – PTA school disco
- 17th May – Mental health awareness day.
- Wb 20th May is our school sports week.
- Sports day is taking place on Thursday 23rd May in the afternoon (1 – 3:30pm) for years 1-6.

Have a lovely 3 day weekend!

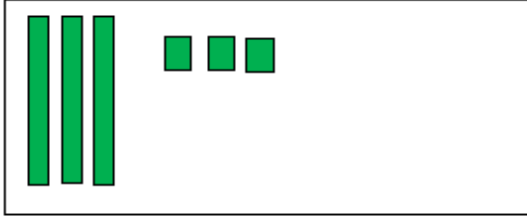
1. $83 - 46 =$



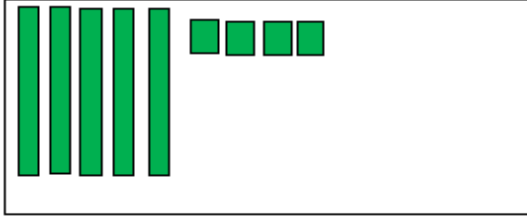
2. $42 - 26 =$



3. $33 - 18 =$



4. $54 - 39 = z$



Roll and Read

Play with a partner. You will need: a die and two different coloured counters. If you are correct, put a counter over the word.

Take it in turns to roll a die.

Whichever number you land on, read a word from that column.

The first person to get four counters in a row, wins.



table	apple	bottle	little	middle	bubble
cable	uncle	ankle	eagle	table	apple
bottle	middle	little	cable	bubble	uncle
eagle	ankle	apple	bottle	little	middle