

Year 1/2 News

01.03.24



This week...

We have been...

- Exploring narrative structure and features in English through our story 'The Night Gardener' – which the children are loving!
- Developing our dribbling skills using balls, and circuits in P.E.
- Investigating sculpting through the medium of salt dough in Art
- Thinking about the importance of Easter and the idea of new life for Christians in our R.E.
- Visited by the author Korky Paul and finding out all about how he writes and illustrates his books
- Starting to find out more about explorers and in particular Sir Walter Raleigh in history

Phew!! Such busy learners again this week!

Thanks for your support,
Miss Brown, Mrs Gerry, & Mrs Hayman -Curtis

Word of the Day

Each week we will continue to choose and explore interesting words linked to our focus reading lessons text. These words are chosen to support children developing a wider vocabulary, help them access a text being used in the reading lessons and encourage adventurous word choice when writing.

Next week, year 1/2 will be focusing on the following words:

responsible *craters* *entertain* *moonbeam*
occasionally *souvenir*

HOME LEARNING

Reading

- Reading books will be changed every **Tues & Fri**, but we read with different groups throughout the week so please ensure book bags, reading records and books are in school every day!
- Phonically decodable **books / sheets** that are coming home are NOT levelled like the old book colour scheme we followed. Instead, the children are sent home with a book or sheet to just practise that particular sound which is being taught in our phonics lessons. If your child is finding the text a little trickier / easier then adapt to either read a few sentences and repeat or try some comprehension style questions if they are more fluent with the book.

Maths –

Year 1 – This week we have been exploring addition and subtraction stories using the 'first, then, now'. For example, first I had 5 dogs, then I bought 3 more, now I have 8 dogs. We then moved onto solving a mixture of addition and subtraction equation. Please complete the equations below for further practice.

Year 2 – We have been exploring division as sharing and grouping and also starting to look at dividing when there is a remainder. Can they practise division using counters / lego bricks/ pasta tubes to share into groups for the problems below

Extras – We have already started talking about World Book Day as well as sharing the children's favourite books in our classes. This has led onto a discussion about how lucky we are in this country to have libraries that we can use to explore different books – for free! We also discussed how charity shops are super places to get pre-loved books at bargain prices (all you need is an anti-bac wipe) as a result we have set the children a challenge! Can they visit the library or one of our many local charity shops to find a new, exciting book that they have not yet enjoyed or seen shared by their friends.

PHONICS FOCUS:

Year 1: or, au, aw

Year 2 : g (girl, blog) **gg** (egg, digger),
gh (ghost, gherkin) **gu** (guest, guide)

Reminders / messages


- ❖ Please remember that PE kits need to be in school from Monday to Friday. As we mentioned before half term, as children are not very sweaty at this age, we can keep PE kits in school for a half term. This week quite a few children have been without their kits.
- ❖ Thank you for all the visit slips returned and any payments made. Please check your Dojos for a message about our visit.
- ❖ We are looking forward to World Book Day next Thursday, please do not feel you need to spend ages making or spending a small fortune on a costume for your child. Something simple and homemade or pyjamas that they read their bedtime story in – will be fine!

Have a fantastic weekend all!


Year 1/2 Team

MATHS PRACTISE Year 2

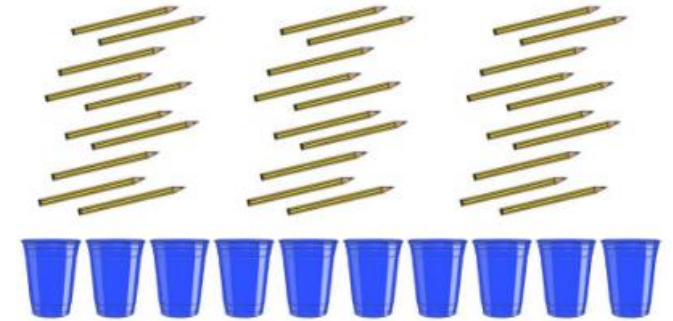
1. Divide the apples into 5 bowls.




2. Divide the balls between 3 players.



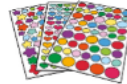
3. Divide the pencils between the 10 pots.



4. Divide the buns onto each plate.



1. Jin is making 5 party bags. How many of each item will he put in each bag? Remember, they need to be exactly the same.



19 stickers

In bag _____


Left over _____



23 sweets

In bag _____

Left over _____



12 felt tips

In bag _____

Left over _____



8 marbles

In bag _____

Left over _____

2. There are 10 people at his tea party. How many packets of each item does he need to buy so there is enough for everyone to have 1 of everything?



2 drinks

Packs _____

Left over _____



8 biscuits

Packets _____

Left over _____



4 cakes

Packets _____

Left over _____



12 paper cups

Packs _____

Left over _____

3. Jin might spend his birthday money on building bricks. He has £17. How many boxes of building bricks can he buy?



Boxes: _____

$3 + 2 = \underline{\quad}$

$2 + 5 = \underline{\quad}$

$4 - 1 = \underline{\quad}$

$1 + 6 = \underline{\quad}$

$9 + 0 = \underline{\quad}$

$7 - 3 = \underline{\quad}$

$8 - 7 = \underline{\quad}$

$4 + 6 = \underline{\quad}$

$5 + 5 = \underline{\quad}$

$8 - 3 = \underline{\quad}$

$6 + 3 = \underline{\quad}$

$9 + 1 = \underline{\quad}$

$9 - 4 = \underline{\quad}$

$5 - 3 = \underline{\quad}$

$3 + 3 = \underline{\quad}$

$6 - 6 = \underline{\quad}$

$7 - 5 = \underline{\quad}$

$5 + 4 = \underline{\quad}$

$10 - 10 = \underline{\quad}$

$10 + 0 = \underline{\quad}$

