

Year 1/2 News

13/10/23



This week...

Another busy week full of fun packed learning!
We have been:

- Using sketching techniques to add detail to our Exmouth landmark outlines.
- Thinking about eating healthily and classifying food into groups that we should eat often, have sometimes and others that we should eat a little.
- Learning from the teachings of Prophet Mohammad that all animals are important to God and that we need to care for all creatures no matter how big or small they are.
- In PE we've been learning to balance using two points of contact working towards one point of contact.

Brilliant work!

Miss Brown, Mrs Gerry, & Mrs Hayman-Curtis

Word of the Day

Each day in class, we focus on one 'Word of the Day'. These words are chosen in order to support children developing a wider vocabulary, help them access a text being used in reading lessons and encourage adventurous word choice when writing.

dictation

imperative verbs

partition

revise

lifestyle

Next week, year 1/2 will be focusing on the following words:

HOME LEARNING

Reading

- Reading books will be changed every **Tues & Fri**, but we read with different groups throughout the week so please ensure book bags, reading records and books are in school every day!
- Phonically decodable **books / sheets** that are coming home are NOT levelled like the old book colour scheme we followed. Instead, the children are sent home with a book or sheet to just practise that particular sound which is being taught in our phonics lessons. If your child is finding the text a little trickier / easier then adapt to either read a few sentences and repeat or try some comprehension style questions if they are more fluent with the book.
- Please record home reading in the reading record.

Maths –

Year 1 – We have learnt about measuring length, mass, volume and time using the vocabulary taller, longer, shorter, heavier, lighter, full and empty.

TASK – Use the vocabulary above to measure and compare things around your house.

Year 2 – We have been continuing to explore numbers within one hundred. We have explored partitioning (pulling apart) 2-digit numbers to see their value – e.g. $23 = 20 + 3$. We have also begun to add two different 2-digit numbers – e.g. $24 + 33$.

TASK – Use the worksheet below to have a go at adding two different 2-digit numbers. Can the children draw the dienes (tens and ones) underneath each number, adding the ones first and then the tens.

Extras – Handwriting continues to be a real focus in year 1/2. Practising both capital letters and little letters (not just tracing over the letters but also having a go at independently writing each letter)

PHONICS FOCUS: Year 1s have started to explore different spellings of the 'oe' sound, year 2s ". Please find and discuss these in texts and books. Please see separate practise sheet.

Year 1: oe oa o-e ow

Year 2 : e ee ea ey y ie i

Reminders / messages

Don't forget to check out our gallery on the website - <https://www.brixington.devon.sch.uk/years-1-and-2/>

Ticket reminders:

Don't forget to get your disco and firework tickets we are looking forward to these events coming up!

Don't forget next Friday 20th October is a **NON-PUPIL DAY** so the children will not be in school.

MATHS PRACTISE

YEAR 2



Adding Numbers











































LO: to add two two-digit numbers (not crossing 10 and 100)

1. $43 + 32 =$ _____	2. $34 + 22 =$ _____
3. $56 + 31 =$ _____	4. $52 + 37 =$ _____
5. $72 + 15 =$ _____	6. $63 + 24 =$ _____
7. $55 + 44 =$ _____	8. $37 + 21 =$ _____
9. $47 + 22 =$ _____	10. $62 + 33 =$ _____
11. $53 + 45 =$ _____	12. $76 + 12 =$ _____

PHONICS PRACTISE

YEAR 2 –

Alternative Spellings for ee

ee		ea		ey		e-e		y	
									
									
									
									
									
									
									
									

YEAR 1

Colour by Phonics

Phase 5 Real and Nonsense Words for oe

There are many different words spelt with 'oe'.

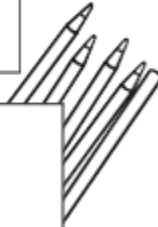
Can you spot which words are real and which are nonsense below?

Fill in your key with a different colour for real words and nonsense words then colour in the correct boxes below.

Key:

Real words:

Nonsense words:



coes	doe	stroe	toe
woe	peroes	hoe	tomatoes
ploes	heroes	koe	cloe
dominoes	bargoes	neroes	goes
pominoes	dotatoes	foe	potatoes